

## पाठ्यक्रम आधारित अधिगम उद्देश्य एवं उन्हें प्राप्त करने के चरण

### प्रस्तावना

सतत एवं व्यापक आकलन की योजना के अन्तर्गत कक्षावार पाठ्यक्रम के अधिगम उद्देश्यों के सापेक्ष सीखने-सिखाने के चरणों को मुख्य रूप से दो भागों में बाँटा गया है। जिसमें से पहला भाग पाठ्यक्रम विभाजन की टर्म-1 व 2 के सोपक्ष है तथा दूसरा भाग पाठ्यक्रम विभाजन की टर्म 3 व 4 के सापेक्ष है। ऐसा इसलिए सोचा गया है कि एक कक्षा के पाठ्यक्रम को चार स्तरों पर सभी विषयों में यांत्रिक रूप से तोड़ पाना व्यावहारिक नहीं होगा। इसलिए दो भागों में विभाजन कक्षा की शुरुआत व आखिरी भाग के रूप में समझकर इसे व्यावहारिक बना सकते हैं। यह विचार व्यावहारिक रूप में सम्भव भी हो पाता है। शिक्षण व आकलन में समग्रता को समाहित करने के लिए पाठ्यक्रम का अधिक भागों में विभाजन अवरोध पैदा करता है।

### टर्म-1 व 2

Term	Learning Areas	Name of Lesson	Learning Objectives
First	<ul style="list-style-type: none"> <li>• Listening with Understanding</li> <li>• Speaking with Confidence</li> <li>• Reading with Comprehension</li> <li>• Writing (Functional Grammar)</li> </ul>	<b>1. Thank you prayer</b>	<ul style="list-style-type: none"> <li>• To be able to read the poem and answer text based questions.</li> <li>• To be able to solve the exercise given at the end of chapter.</li> <li>• To be able to learn new vocabulary given in chapter.</li> <li>• To be able to define a sentence in one word.</li> <li>• To be able to understand and use opposite words in writing.</li> <li>• To be able to understand and write plural form of nouns.</li> <li>• To be able to join simple sentence using "and"</li> <li>• To be able to learn day-to-day conversation in English</li> <li>• To be able to prepare a chart on the given topic</li> </ul>
		<b>2. Each One is Unique</b>	<ul style="list-style-type: none"> <li>• To be able to read and understand the main idea of the text.</li> <li>• To be able to solve exercise given at the back of the chapter.</li> </ul>

Term	Learning Areas	Name of Lesson	Learning Objectives
			<ul style="list-style-type: none"> <li>To be able understand and write opposite words.</li> <li>To be able to learn new vocabulary given in the chapter.</li> <li>To be able to understand and use of can, cannot, could, couldn't in sentence.</li> <li>To be able to differentiate between sounds of letters and pronounce the words correctly</li> </ul>
		<b>3. A Brave Tribal Girl</b>	<ul style="list-style-type: none"> <li>To be able to read and understand the main idea of the story with less dependency on translation.</li> <li>To be able to answer the questions based on the text.</li> <li>To be able to learn new vocabulary given in the chapter</li> <li>To be able to rearrange the letters to make a meaningful word.</li> <li>To be able to differentiate between sounds of letters and pronounce the word correctly</li> <li>To be able to recite a poem/rhyme with actions and expressions.</li> <li>To be able complete to complete a project work on the given topic</li> <li>To be able to draw a picture on the given topic.</li> <li>To be able to present information on chart on given topic</li> <li>To be able to use punctuation marks in sentence</li> <li>To be able to identify and differentiate between past, present and use them in sentences</li> </ul>
		<b>4. A Visit to the Camel Fair of Pushkar</b>	<ul style="list-style-type: none"> <li>To be able to read and understand the text with less dependency on translation</li> <li>To be able to learn new lexical items. (vocabulary words)</li> <li>To be able to rearrange words to make a logical sentence.</li> <li>To be able to talk on various topics and include one's observation as part of it</li> <li>To be able to read and answer questions</li> <li>To be able to solve exercise given at the end of the chapter.</li> <li>To be able to write paragraph on given topic with the help of hints</li> </ul>
		<b>5. The Peacock : Our National Bird</b>	<ul style="list-style-type: none"> <li>To be able to read and understand the main idea of the text.</li> <li>To be able to answer the questions based on the text.</li> <li>To be able to learn new vocabulary given in the chapter and use them in sentences.</li> <li>To be able to make new words by adding 'ful'.</li> </ul>

Term	Learning Areas	Name of Lesson	Learning Objectives
Second	<ul style="list-style-type: none"> <li>• Listening with Understanding</li> <li>• Speaking with Confidence</li> <li>• Reading with comprehension</li> <li>• Writing (Functional Grammar)</li> </ul>		<ul style="list-style-type: none"> <li>• To be able to write simple paragraph/story using hints.</li> <li>• To be able to identify subject and predicate in sentence.</li> <li>• To be able to participate in group discussions on the given topic</li> <li>• To be able to rearrange the story in logical sentence .</li> <li>• To be able to draw and colour the objects</li> <li>• To be able to differentiate between sounds of letters in words and pronounce them correctly</li> </ul>
		<b>6. Save Water</b>	<ul style="list-style-type: none"> <li>• To be able to read and understand the main idea of the text.</li> <li>• To be able to learn new vocabulary given in the chapter</li> <li>• To be able to answer simple questions based on text</li> <li>• To be able to identify and write opposites in sentences</li> <li>• To be able to write simple sentences</li> <li>• To be able to write short paragraph on the given topic with the help of hints</li> <li>• To be able to identify and write rhyming words.</li> </ul>
		<b>7. A Railway Station</b>	<ul style="list-style-type: none"> <li>• To be able to read and understand the main idea of the text.</li> <li>• To be able to answer questions based on the text.</li> <li>• To be able to share his/her experience based on topics.</li> <li>• To be able to learn vocabulary given in the chapter and use them in writing</li> <li>• To be able to define sentence in one word</li> <li>• To be able to learn use of dictionary.</li> <li>• To be able to understand affirmative, interrogative and negative sentences and make new sentences</li> <li>• To be able to talk about their daily routine activity</li> <li>• To be able to write a short paragraph using hint words</li> </ul>
		<b>8. Kalpna Chawla : The Star</b>	<ul style="list-style-type: none"> <li>• To be able to read and understand the main idea of story with less dependency on translation</li> <li>• To be able to learn new vocabulary given in the chapter</li> <li>• To be able to answer the question based on the text.</li> <li>• To be able to understand and write opposite words.</li> <li>• To be able to make new words by adding 'able '.</li> <li>• To be able to understand and use preposition (in, at and on) in writing</li> <li>• To be able to frame words by adding 'ly'.</li> <li>• To be able to write an informal letter.</li> <li>• To be able to differentiate between sounds of letters and pronounce the words correctly</li> <li>• To be able to participate in group discussion.</li> </ul>

Term	Learning Areas	Name of Lesson	Learning Objectives
		<b>9. Ramu and the Mangoes</b>	<ul style="list-style-type: none"> <li>To be able to read and understand the main idea of the story</li> <li>To be able to understand and use different forms of verb in the sentence.</li> <li>To be able to learn new vocabulary and know how to use it in sentence</li> <li>To be able to answer the questions based on “Who and Whom”.</li> <li>To be able to understand and use opposites and synonym in writing</li> <li>To be able to make use of ‘ had better and should in writing.</li> <li>To be able to learn affirmative, negative and interrogative sentence and make new sentences</li> <li>To be able to compose a story with the help of given hints.</li> <li>To be able to read homophones.</li> </ul>
<b>Third</b>	<ul style="list-style-type: none"> <li>Listening with Understanding</li> <li>Speaking with Confidence</li> <li>Reading with Comprehension</li> <li>Writing (Functional Grammar)</li> </ul>	<b>10. Mangarh Dham</b>	<ul style="list-style-type: none"> <li>To be able to read and understand the main idea of story with the help of teacher</li> <li>To be able to learn new vocabulary given in the chapter.</li> <li>To be able to understand questions asked by the teacher and respond with keywords/sentences in English</li> <li>To be able to make meaningful sentences</li> <li>To be able to understand and make a use of second form verbs in sentences.</li> <li>To be able to write a short paragraph.</li> <li>To be able to differentiate between sounds of letters and pronounce the words correctly</li> </ul>
		<b>11. My Village</b>	<ul style="list-style-type: none"> <li>To be able to read and understand the main idea of poem</li> <li>To be able to learn new vocabulary given in the poem</li> <li>To be able to understand and read rhyming words.</li> <li>To be able to define sentence in one word</li> <li>To be able to write short paragraph using hint words</li> <li>To be able to share personal experience and views on the given topic.</li> <li>To be able to differentiate between sounds of letters and pronounce the words correctly</li> <li>To be able to answer 'Wh' questions in English</li> </ul>
		<b>12. Be Kind to Animals</b>	<ul style="list-style-type: none"> <li>To be able to read and understand the main idea of the text.</li> </ul>

Term	Learning Areas	Name of Lesson	Learning Objectives
			<ul style="list-style-type: none"> <li>To be able to learn new vocabulary given in the chapter</li> <li>To be able to answer the questions based on the text.</li> <li>To be able to define sentence in one word</li> <li>To be able to understand and use opposites in writing</li> <li>To be able to understand and use “must”, ‘must not’ and will in writing.</li> <li>To be able to identify and write rhyming words .</li> <li>To be able to differentiate between sound of letters and pronounce the words correctly</li> <li>To be able to write a short paragraph</li> </ul>
		<b>13. If a Tree could Talk</b>	<ul style="list-style-type: none"> <li>To be able to read and understand the main idea of the text</li> <li>To be able to learn new vocabulary given in the chapter.</li> <li>To be able to understand the usage of phrasal word “take care of” and “to look after” and use these in writing</li> <li>To be able to define sentence in one word</li> <li>To be able to use punctuation marks in writing .</li> <li>To be able to understand and use contraction words (such as is+not+isn’t, she+is= she’s etc.) in writing.</li> <li>To be able to write short paragraph.</li> <li>To be able to differentiate between sounds of letters and read the words correctly .</li> <li>To be able to understand and make use of 'must/must not' in writing</li> </ul>
<b>Fourth</b>	Listening with Understanding Speaking with Confidence Reading with Comprehension Writing (Functional Grammar)	<b>14. Nimboo-Paani</b>	<ul style="list-style-type: none"> <li>To be able to read and understand the process of preparing Nimboo-paani.</li> <li>To be able to write process of preparing things</li> <li>To be able to learn new vocabulary given in the chapter</li> <li>To be able to read and talk on picture in peer groups.</li> <li>To be able to share his/her views or personal experiences in group discussion.</li> </ul>
		<b>15. This native land of Mine</b>	<ul style="list-style-type: none"> <li>To be able to read and understand the poem with the help of teacher</li> <li>To be able to learn new vocabulary given in the chapter</li> <li>To be able to understand and make use of opposites in writing.</li> <li>To be able to differentiate between sounds and read the words correctly</li> <li>To be able to participate in group discussion and talk simple sentences in English</li> <li>To be able to write a short paragraph using hints</li> </ul>

## योगात्मक आकलन टूल

### निर्माण ब्लूप्रिंट

#### प्रस्तावना

आकलन सीखने-सिखाने की प्रक्रिया का अभिन्न अंग है। इसका तात्पर्य यह हुआ कि आकलन के बगैर सीखना-सिखाना संभव नहीं है। अतः इसी विचारधारा के अनुरूप दो प्रकार के आकलनों की बात राज्य सरकार की सतत एवं व्यापक आकलन की स्कीम में की जाती है। जिसमें पहला रचनात्मक आकलन है जोकि सीखने-सिखाने की प्रक्रिया में अंतर्गुथित है जोकि कक्षा-कक्षीय प्रक्रिया में निरंतर होता रहता है तथा दूसरा योगात्मक आकलन है जो एक निश्चित अवधि के उपरान्त बच्चे की शैक्षिक उपलब्धि का आकलन करता है।

इन दोनों ही प्रकार के आकलनों के लिए एक तार्किक फ्रेमवर्क द्वारा निर्मित व्यवस्था को काम में लिया जाता है तो सीखने-सिखाने को बहुत हद तक उपयुक्त एवं आवश्यक बनाया जा सकता है। इसके लिए आकलन की एक टैक्सॉनामि को काम में लिया जाता है। जिसके अनुरूप तार्किक फ्रेमवर्क (ब्लूप्रिंट) का एक स्वरूप नीचे दिया गया है तथा इस फ्रेमवर्क के अनुसार एक टर्म का लिखित आकलन के लिए योगात्मक आकलन के टूल को भी संरचित किया गया है।

आपको भी इसी तरह योगात्मक आकलन के लिए टूल की संरचना करनी होगी। जिसके लिए विभिन्न प्रकार के प्रश्नों का संग्रह (Test Item Pool) आगे दिया गया है। इस संग्रह में अधिगम क्षेत्रवार प्रश्नों के संग्रह को एक टर्म में आए अधिगम क्षेत्रों के सापेक्ष रखा गया है। बुनियादी क्षमताओं के सापेक्ष प्रश्नों के संग्रह को सभी टर्म में नहीं रखा गया है, क्योंकि अनावश्यक दोहरान पुस्तिका में पृष्ठों की संख्या को ही बढ़ाता। इसलिए यह ध्यान आपको रखना होगा कि आप किस टर्म की या किस कक्षा की बुनियादी क्षमताओं पर आधारित आइटम अपने आकलन टूल में रखना चाहते हैं, उनका चयन उस भाग से कर लिया जाएगा।

**BLUE PRINT**

<b>Skill/ Objetcive</b>	<b>Indicator</b>	<b>Question Number (Oral)</b>	<b>Question Number (Written)</b>	<b>Cognitive Area (Skill/ objectives as per the Anderson taxonomy)</b>
Listening with Understanding	Understand and follow simple instruction	2		Understanding
	Identify and differentiate between sounds of words	1		Understanding
Speaking with Confidence	Answer simple question	3		Understanding
	Speak on given topic	4		Creation
	Narrate a story	5		Understanding/Creation
Reading with Comprehension	Read aloud with correct pronunciation	6		Remembering
	Read picture/ story/text and answer questions based on it.	7	1, 2	Understanding
	Read and understand new words and sentences.		5	Remembering/Application
	Re-tell story in logical sequence		3, 4	Understanding
Writing	Take dictation	8		Remembering/Understanding
	Write simple paragraph with clues		10	Creation
	Write simple sentences on given topics using correct punctuation marks		9	Application
	Understand and use opposite		6	Understanding/Remembering
	Understand and use tense		7	Understanding/Application
	Understand and use conjunctions		8	Understanding/Application
<b>Total Question : 18</b>		<b>8</b>	<b>10</b>	

## योगात्मक आकलन हेतु मौखिक एवं लिखित आकलन दूर नमूना पत्रक

### योगात्मक आकलन

विषय : अंग्रेजी

कक्षा : 4

#### LISTENING WITH UNDERSTANDING

**Q.1. Identify the different sounding word from the each group. (Note:- teacher will encourage the students to identify differences based on vowel sound)**




Sound	Ground	Round	Pond
Took	Look	School	Book
Play	Clay	Day	Blank
Meal	Feel	Real	Peal

**Q.2. Refer to the list of simple instruction and ask simple instruction like -**

- Put your bag behind the table.
- Take out your English book and open page number 30.




**Q.3. Look at the picture and answer the question.**

	<p>What is boy doing?</p>
	<p>Who is climbing on the tree?</p> <p>What is the boy holding in his hands?</p>
	<p>Where are the bird sitting?</p> <p>How many birds are there in the nest?</p>

**Q.4. The students speak on a given topic and using sentences. (ensuring that the sentences are not too simple but based on the structures taught in the class)**

- a) The animals around me
- b) The bird I like
- c) My favorite game

**Q.5. Ask students to create a story using the picture given below and present in class.**



## READING WITH COMPREHENSION

**Q.6. Read the following words with correct pronunciation.**

Cruel	hurt	gently	pleasure	pretty	environment	protect
-------	------	--------	----------	--------	-------------	---------

**Q.7. Teacher will tell the story and ask students to answer the questions.**

Rabbit was proud of his quick speed, nightingale was proud of her sweet voice, tiger was proud of his sharp claws, snake was proud of his poisonous fangs and so on. Miss Fox was upset with their attitude. She tried to teach them that every person had a place and purpose in life. Only if they worked together the world would be a happy place.

- a) What did Miss Fox try to teach the animals?
- b) How was the nightingale's voice?
- c) Teacher will say the name of animals and students produce their voices.

Cow	lion	dog	cat	horse
-----	------	-----	-----	-------

- d) Whose voice do you like the most and why?

## WRITING

**Q.8. Teacher dictates simple sentences and students write.**

The door is open but the window is closed.

The glass is full but the cup is empty.

We should sleep on a hard bed rather than a soft bed.

Iron is heavy but a leaf is light.

शाला का नाम : ..... रोल नं. : .....

विद्यार्थी का नाम : ..... दिनांक : .....

READING WITH COMPREHENSION

**Q.1. Read the passage carefully.**

In a small tribal village in Rajasthan there lived a girl. Her name was Seema. Seema's family was not very poor. They had some land, some cows and buffaloes.

In the same tribal village there lived another girl. Her name was Ritu. She was brave and beautiful. But she was poor. Seema did not like her.

**Answer these questions:-**

(i) Seema's family was not:-

- (a) Very rich                      (b) very poor                      (c) very young                      (d) very old

(ii) Who lived in a tribal village in Rajasthan?

- (a) a boy                      (b) a woman                      (c) a girl                      (d) a man

(iii) Why was Seema not a poor girl?

.....

(v) Where did Ritu live?

.....

(vi) Why do you think Seema did not like Ritu?

.....

**Q.2. Look at the picture and answer the following questions.**

(i) Who is standing with the boy, at the toy shop?

.....  
.....  
.....  
.....

(ii) Why do you think the boy is hitting the dog?

.....  
.....  
.....









(iii) Do you think the boy loves dogs?

.....

(iv) What type of shop is it?

.....

**Q.3. Arrange the story by matching picture with the text.**

		A balloon seller saw him and gave him a balloon.
		He saw the swings and was very excited. He left his father's hand and ran to see it.
		The balloon seller found them. Rahul ran to his parents. They were very happy. They thanked him.
		Rahul did not see his parents. He started crying.
		Rahul went to the fair with his parents.
		He started looking for Rahul's parents.













**Q.4. Read the following sentences and number them in order to form a story.**

- (a) The trees give lots of mangoes and the boys are happy. (      )
- (b) Two boys are sitting on the wall. (      )
- (c) They jump down and start plucking the mangoes. (      )
- (d) The plants grow and become trees. (      )

- (e) They put the mangoes into a basket. ( )
- (f) The farmer catches them. ( )
- (g) They look over the wall and see a mango tree. ( )
- (h) The farmer gives them both a plant each. ( )

**Q.5. Look at the pictures and complete the story with help of hint box.**

Fruit seller	market	basket	banana	bananas	tree
apples	grapes	monkey	fruits	down	happy

The  went to the . He carried a  of . There were  and . On the way he rested under a . There were four  sitting on the tree. They saw the  and came . The fruit seller gave them  each. The monkeys were . The fruit seller and the monkeys became friends.

### WRITING

**Q.6. Match the words with their opposites.**

**A**

quiet

happy

small

brave

good

forget

won

**B**

big

noisy

sad

bad

coward

lost

remember

**Q.7. Fill in the blanks using the correct form of verb.**

- (a) Priya will ..... to Delhi tomorrow. (go/went)  
(b) Karan is ..... in the garden. (playing/played)  
(c) Gopal ..... cricket yesterday. (plays/played)  
(d) I am ..... a letter to my mother. (writing/wrote)

**Q.8. Join the following sentences using 'and/but/because'.**


- (a) Aman is very sad. He lost his book.  
(b) Lalita has a cow. She has a dog.  
(c) Anjali is a thin girl. Her sister is fat.

**Q.9. Write the sentences using capital letter, full stop or question marks.**

- (a) anita is going to delhi .....  
(b) where is anil going .....  
(c) priti lives in kolkata .....  
(d) ram kicked the football .....

**Q.10. Look at the picture and write few sentences about it using the words.**

**playing, she, they, flying, riding, garden, he, enjoying, ball**



शिक्षक टिप्पणी .....

शिक्षक का नाम एवं हस्ताक्षर

दिनांक : .....



## योगात्मक आकलन प्रपत्र बनाने हेतु विभिन्न प्रकार के मौखिक एवं लिखित प्रश्नों का संग्रह

Blue print of the Question Bank/activities booklet

Class-4

Learning area	Sub indicator of the main learning skill /area	Term 1 and 2; Module 1		Term 3 and 4; Module 2	
		Question Number	Skill/objective as per the anderson taxonomy	Question Number	Skill/objective as per the anderson taxonomy
Listening with understanding	Understand and respond to given instructions/questions	1	Understanding	1	Understanding
	Identify different sounds of vowel and consonant	2	Understanding	2	Understanding and Analysis
		3	Understanding	3	Understanding and Analysis
		4	Application	4	Understanding
		5	Application	-	-
	Listen attentively to teacher /peer and understand what is being spoken/read (rhymes, stories, poem)	6	Understanding	5	Understanding
		7	Understanding	6	Remembering and Understanding
		8	Understanding and Application	-	-
Speaking with confidence	Answer simple questions based on the text	9	Understanding	7, 8	Understanding
		10	Understanding and Application	-	
		11	Application	-	
		12	Remembering	-	
	Recite simple rhymes or poems	13	Remembering	9	Remembering

Learning area	Sub indicator of the main learning skill /area	Term 1 and 2; Module 1		Term 3 and 4; Module 2	
		Question Number	Skill/objective as per the anderson taxonomy	Question Number	Skill/objective as per the anderson taxonomy
	talks about likes/dislikes, share personal experience in simple sentences or narrate a story	14	Creation	12, 14	Creation
		-	-	13	Remembering
	Talk on a given picture	15	Understanding and Application	10	Creation
		16	Creation	11	Application
		17	Application	-	-
Reading with comprehension	Read aloud with correct pronunciation	18	Understanding	15	Remembering
		19	Understanding	-	-
	Read the text and answer the questions based on the text	20	Understanding	16-19	Understanding
		21	Understanding and Application	-	
		22	Understanding	-	
	read and understand the given text and visual language	23, 24, 26, 28	Understanding	20, 24	Understanding
		25, 27	Analysis	21, 22	Analysis
		-	-	23	Evaluation
	Read and understand new words and sentences	29	Remembering	25-28	Understanding
		30, 31, 33	Understanding	-	-
		32	Evaluation	-	-
		34	Analysis	-	-
		-	-	-	-
Writing	Write a paragraph on the basis of given clues	35, 39	Understanding and Application	29, 30, 32	Creation
		36, 37, 40	Application	31	Application
		38, 41, 42	Understanding	33, 34	Understanding
	Take Dictation	43-45	Understanding	35, 36	Understanding
	Complete an incomplete story/poem/dialogue	46, 48, 49, 50	Understanding	37	Application
		47	Application	38	Creation
Functional Grammar	As per content	51, 54,	Application	42	Remembering
		52, 53, 55, 58, 59, 60, 61	Understanding	39-41, 43, 45	Understanding
		56-57	Remembering	-	-



### Listening with Understanding

#### Understand and respond to given instructions/questions

**Question 1 - The teacher will invite the students one by one and ask them to follow the below instructions. (Teacher will record their responses) (Understanding)**

- Please open your book at page number.....
- Pick up the bits of paper and throw them in the dustbin
- Who is sitting next to----- (name).
- Whose book is this?
- What comes next -----?
- Please say it again/ repeat it
- Can I have your pencil please?
- Could you please read to your partner/teacher/ class
- Have you copied from the board?
- Go back home and complete your work
- Go back to your seat and finish your work
- Let's read story/page number .....together

#### Identify different sounds of vowel and consonant

**Question 2- Identify the different sounding word from the each group.( Note:- teacher will encourage the students to identify differences based on vowel sound) (Understanding)**

Sound	Ground	round	pond
took	Look	school	book
play	Clay	day	blank
meal	Feel	real	Peal

**Question 3 - Identify the different sounding word from the group of words given as the teacher calls out. (Note:- teacher will encourage the students to identify differences based on consonant ) (Understanding)**

crocodile	Crown	crow	cloud
Match	Batch	wish	catch
thick	Brick	pick	pitch
blade	Black	block	break

**Question 4 - Give the student two words and ask why they don't rhyme. For example, Teacher will say the word 'round' and 'pond' and have child repeat the same and then tell you why they don't rhyme. By asking them to figure it out they learn to distinguish the sound.**

**(Application)**

**Question 5 - Teacher will ask students to listen to rhyming words and they will construct new rhyming words.**

**(Application)**

shower....., ways....., pink----- best.....

**Listen attentively to teacher/peer and understand what is being spoken/read (rhymes, stories, poem)**

**Question 6 - Devendra was born in 1984 and he is from Churu district in Rajasthan. At the age of eight, while climbing a tree he touched a live electric cable. He received medical attention but the doctors had to cut off his left hand.**

**(Understanding)**

- a) Where was Devendra born?
- b) How old was Devendra when he touched the electric cable?
- c) Why was his hand cut off?

**Question 7 - The bus is at the bus stand. Ten people are in the bus. The driver is in his seat. The conductor is standing at the back of the bus. He is not in the bus.**

**(Understanding)**

- a) What is at the bus stand?
- b) How many people are there in the bus?

**Question 8 - Water water all around,**

**(Understanding and Application)**

Save every drop that can be found!

Wasting water isn't good.

So you never should.

- a) What's there all around?
- b) What is the rhyming word for 'around' in this rhyme?
- c) What is not good for us to do?

**Note: Teacher can take such questions in reading with comprehension also.**

### **Speaking with confidence**

**Answer simple questions based on the text/context**

**Question 9 - A little ant worked hard. A grasshopper kept singing and dancing. Soon winter came the grasshopper begged for some food. The ant gave him food. The grasshopper promised to work hard.**

**(Understanding)**

Say whether statements are true or false.

- A. The grasshopper was hardworking.
- B. The ant gave food to the grasshopper.
- C. It was the season of summer.

**Question 10 - Teacher will tell the story and ask students to answer the questions.**

**(Understanding and Application)**

Rabbit was proud of his quick speed, nightingale was proud of her sweet voice, tiger was proud of his sharp claws, snake was proud of his poisonous fangs and so on. Miss Fox was upset with their attitude. She tried to teach them that every person had a place and purpose in life. Only if they worked together the world would be a happy place.

- a) What did Miss Fox try to teach the animals?
- b) How was the nightingale's voice?
- c) Whose voice do you like the most and why?
- d) When do you feel proud?

**Question 11 - Change the sentences in negative and affirmative form.**

**(Application)**

**Ex. I am driving a car.                      I am not driving a car.**

- a. They are standing under the tree.
- b. He is throwing Javelin.
- c. She is not cooking.
- d. Rani did not write the letter yesterday.
- e. Did you write the letter for me?

**Question 12 - Speak the opposite of the following words**

**(Remembering)**

Sharp	Small
Sour	Always
Friend	Full

**Recite simple Rhymes or poems**

**Question 13 - Recite a rhyme**

**(Remembering)**

Poems that have been done in the classrooms previously and appropriate to the level of the class/ taught by the teacher.

**a) Sample Rhyme**

We shall over come

We shall overcome

We shall overcome

We shall overcome some day

Oho deep in my heart I do believe

We shall overcome some day

We'll walk hand in hand, We'll walk hand in hand  
We'll walk hand in hand someday;  
Oh, deep in my heart, I do believe.  
We'll walk hand in hand some day

We are not afraid, we are not afraid

We are not afraid

Oh, deep in my heart I do believe,

We are not afraid

**Note:** After rhyme teacher can ask simple question based on the rhyme.

### Talks about likes/ dislikes, shares personal experience in simple sentences

**Question 14** -The students speak on a given topic and using sentences (ensuring that the sentences are not too simple but based on the structures taught in the class) (Creation)

- a) The animals around me
- b) The bird I like
- c) My favourite game
- d) The food I love
- e) Adventure with my best friend

### Talk on a given picture



**Question 15** - Look at the picture and narrate using the following words in present tense (4 to 5 sentences). (Understanding and Application)

Calmly, Comfortably, enjoying, Cheerful  
Beautiful, Suddenly, Lively, He, they, She



**Question 16** - Form a story using the given pictures.

(Creation)





**Question 17 - Look at the picture and share your thoughts.**

**(Application)**



### Reading with comprehension

**Read aloud with correct pronunciation**

**Question 18 - Speak the following words.**

**(Understanding)**

- Unique, hold, forget, reasonable, limp, sprain, rewarded, judge, prizes, strike
- Brave, afraid, compose, magnificent, clusters, surprise, scream, terror, quietly
- Turn on, gave up, put on,
- Add 'ful' to the words and speak the words - colour, care, use, hope, harm, cheer, wonder

**Question 19 - Teacher will read aloud following words and students repeat the same. (Understanding)**

Said	sad
Head	had
Met	mat
There	their
Bird	shirt
Lid	lead

**Question 20 - Read the passage and complete the answer.**

**(Understanding)**

A little red hen lives in a small brown house. A young fox lives near the hen's house. The young fox says to his mother, "I am hungry", His mother says to him, " Go and catch the little red hen."

"I can't catch the little red hen", says the fox. She says, " Don't be foolish". Her mother shuts the door of the house.

I Tick (✓) for true and cross (×) for false.

- (a) The fox lives near the hen's house. ( )
- (b) The hen lives in a blue house. ( )
- (c) The mother tells the fox to eat tomato. ( )
- (d) The fox wasn't hungry. ( )

II Tick the words from the passage which mean the opposite of:-

Shut	=	Close,	Open,	Unlock
Big	=	young,	old,	small
Far	=	Near,	shut	

III Where does the hen live?

IV Describe mother's response to fox in your own words.

V Imagine you are a fox, how would you catch a hen?

**Question 21 - Read the passage carefully and answer the following questions.**

**(Understanding and Application)**

Long, long ago our earth was covered with forest. In the forest, there lived a lots of animals - lions, elephants, cheetahs and deer. Forest provided food to these animals. The forest was used by people also. People ate fruits from trees and used their leaves and wood for their needs.

Slowly people became greedy. They wanted more from forest, so they started cutting down trees. Forest became less. The animals were also left without homes.

A. Choose the correct answer-

i. Who ate the fruits of trees?

- (a) animal (b) insect (c) bird (d) people

ii. Who became greedy?

- (a) animal (b) people (c) both

B. How are forests useful for people?

C. Write two things that happen when we cut down trees?

D. What would happen to earth if there are no trees or forest?



E. Fill in the blanks with was/were.

- a. Forest .....destroyed by people.
- b. They ..... cutting town trees.
- c. There ..... many trees in the forest.

**Question 22 - Read the passage carefully and answer the following question.**

**(Understanding)**

Twinkle studies in Class III. One day, when she was going outside to play with her best friend Minnie, she tripped over a stone, fell down and scraped her knee. There was blood all over. Twinkle got scared and started crying. Luckily, Twinkle's mother heard her cries and came running. Mother knew exactly what to do. She got a wet wash cloth, a tube of betadine and two cups of ice cream. Soon, Twinkle was on her way with a smile on her face.


- (A) Where was Twinkle going?
- (B) What did Twinkle's mother do to help her?
- (C) Who heard Twinkle's crying and came running?
  - (a) Minnie
  - (b) Mother
- (D) Why do you think Twinkle's mother gave her two cups of ice cream?
- (E) Choose the opposite from the passage for the words given below.

(a) dry : ..... (b) up : ..... (c) laugh : ..... (d) night : .....

**Read and understand the given text and visual language**

**Question 23 - Look at the picture given below carefully and answer the following questions.**


**(Understanding)**



- (i) What is the name of the school?
- (ii) What are the children doing there?
- (iii) How many students are there?
- (iv) Why are they standing there?
- (v) Have you ever done such activity in your school?

**Question 24 - Look at the picture and answer these questions.**






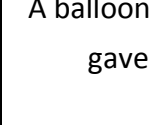
**(Understanding)**



- Where are these people?
- How many people are trying to get on the train?
- What fruits are the fruitman selling?
- Why is the man angry?

**Question 25 - Arrange the story by matching picture with the text.**


**(Analysis)**

		A balloon seller saw him and gave him a balloon.
		He saw the swings and was very excited. He left his father's hand and ran to see it.
		The balloon seller found them. Rahul ran to his parents. They were very happy. They thanked him.
		Rahul did not see his parents. He started crying.
		Rahul went to the fair with his parents.
		He started looking for Rahul's parents.



Question 26 - Look at the picture and rearrange the chores in proper sequence.

(Understanding)



- |                                      |         |
|--------------------------------------|---------|
| (i) She takes breakfast.             | (     ) |
| (ii) She plays in evening.           | (     ) |
| (iii) Sonia wakes up at 6 o'clock.   | (     ) |
| (iv) She goes to school.             | (     ) |
| (v) She goes to bed at night.        | (     ) |
| (vi) She takes bath and wears dress. | (     ) |
| (vii) She studies in school.         | (     ) |

Question 27 - Arrange the sentences according to picture.

(Analysis)


(a) The park looks beautiful and more children play in it.

(b) They asked their friends to help clean up, plant new trees and water plants.



(c) They decided to plant trees and keep it clean.

(d) Nita, Raj and Peter were playing in dirty park.



**Question 28- Rearrange the sentence to form a logical sequence.**

**(Understanding)**

- |   |         |
|---|---------|
| a) I come back home.                        | (     ) |
| b) Then, I brush my teeth.                  | (     ) |
| c) And then I eat my food in the afternoon. | (     ) |
| d) First, I wake up in the morning.         | (     ) |
| e) I play in the evening with my friends.   | (     ) |
| f) I got to school.                         | (     ) |
| g) Finally I sleep at night.                | (     ) |

**Read and understand new words and sentences**

**Question 29 - Read the following words with correct pronunciation**

**(Remembering)**

sports	academy	honoured	received
beautiful	useful	powerful	cheerful
around	ground	hound	round
deer	near	fear	cheer
dear	cream	ice-cream	scream
cut	but	put	cup
rough	tough	enough	bought

**Question 30 –Read and make rhyming words.**

**(Understanding)**

- a) Take
- b) Ring
- c) Slate
- d) Brake

**Question 31 - Write one word for group of words given below.**

**(Understanding)**

- (a) A place where we live in : h .....
- (b) Twelve months make a : y .....
- (c) The opposite of a male is : f .....
- (d) An instrument showing time : c .....

**Question 32 - Read the sentence and put cross for incorrect sentence.**

**(Evaluation)**

- (a) The teacher will teaching her students right now. (      )
- (b) I was ride my bicycle tomorrow. (      )
- (c) I go to school yesturday with my friends. (      )
- (d) They have a beautiful car. (      )

**Question 33 - Match the words with their meaning.**

**(Understanding)**

House	It has seven colours
Zebra	Part of body to see
Eyes	A place to live in
Rainbow	An animal with stripes on its body

**Question 34 – Circle the odd one.**

**(Analysis)**

Tell	Bell	Fell	Fall
Brake	Bread	Crown	Brown
Said	Head	Fed	Feed
Tear	Far	Fear	Beer

### Writing

**Write a paragraph on the basis of given clues**

**Question 35 - Write 5-6 sentences looking at the picture.**

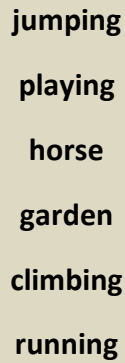
**(Understanding and Application)**



**Panchayat, village, people, gather, Sarpanch**



**(Application)**




**(Application)**

## "Birthday Party"

**Question 39 - Write steps to prepare lemon juice'. (Understanding and Application)**

**(Application)**



**(Understanding)**

- (a) anita is going to delhi .....
- (b) where is anil going .....
- (c) priti lives in kolkata .....
- (d) ram kicked the football .....

**Question 42 - Rearrange the words and write sentence.**

**(Understanding)**

(a) are / samosas / delicious / very.

Samosas are very delicious.

(b) is / our / school / good / very.

(c) younger / goes / sister / to / aanganwadi/my.

(d) I / very / am / hungry.

(e) You/give/can/your/me/pen?

**Take dictation**

**Question 43 - One day, Seema took her cows and buffaloes to the jungle. Seema saw Ritu under a tree there. She was not happy to see Ritu.**

**(Understanding)**

**Question 44 - This little girl has black hair. Her cheeks are pink. She has a round face. She is wearing a red dress and green shoes.**

**(Understanding)**

**Question 45 - Write words.**


**(Understanding)**

Take, May, fly, high, blue (take other words being taught)

**Complete an incomplete story/poem/dialogue**

**Question 46 - Complete the story using help box.**

**(Understanding)**

<p>little, eight, sad, check, river, cry, cross, nine, lost, count</p>	
--	--

Ten ducks are crossing the ..... They are the Mother duck and her ducklings after they ..... the river, mother duck says, "ducklings, are you all here, I want to .....".

Mother duck starts counting her ..... ducklings. one, two, three, four, five, six, seven ..... nine. Nine? Why are there only nine? There should be ten of us." So mother duck ..... her ducklings again. Still there are only ..... mother duck is very ..... She cries, "one of my little duckling is ..... Quack-quack-quack-quack!"

The little ducklings ..... too, "quack-quack, quack-quack.













**Question 47 - Complete an incomplete story with the help of word box given below. (Application)**

Children, playing, raining, running, garden, breeze, jumping









The ..... are ..... in the ..... The cool ..... is blowing and everyone is happy. Children are ..... and ..... in the ..... But with the storm it started ..... and we all got wet in the rain.

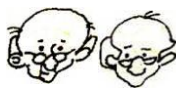


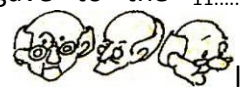



**Question 48 - Look at the pictures and complete the story with help of hint box. (Understanding)**

Fruit seller	market	basket	banana	bananas	tree
apples	grapes	monkey	fruits	down	happy

The  went to the . He carried a  of . There were , and . On the way he rested under a . There were four  sitting on the tree. They saw the  and came . The fruit seller gave them  each. The monkeys were . The fruit seller and the monkeys became friends.


**Question 49- Complete the story with the help of pictures. (Understanding)**

One old 1.  came into the park and sat on a 2. . Suddenly two 3.  came running towards him. He gave them a handful of 4.  and a loaf of 5. . Just then two old 6.  came into the park. They sat down on two different 7. . The 8.  went running to

those old 9.....  . They had two loaves of 10.....  which they gave to the 11.....  . All the three old 12.....  laughed when they saw the 13.....  running towards a big 14.....  holding the loaves of 15.....  in their mouths.

**Question 50 - Look at the picture and complete the conversation between a squirrel and a bird.**

**(Understanding)**



Parrot - Hello, Squirrel What ..... you doing ?  
 Squirrel - ..... going to ..... food  
 Parrot - Ok do come ..... me. I am ..... mangoes.  
 Squirrel - Oh ..... I ..... them ..... much.  
 Parrot - Let's .....

### Functional Grammar

**Question 51 - Fill in the blanks with correct form of the verbs.**

**(Application)**

- I ..... (go) to Mumbai next month.
- Last year, ..... (go) to Kerala.
- I think I ..... (read) that book tomorrow.
- My mother ..... (make) breakfast for us now.

**Question 52 - Complete the story using the correct form of verb.****(Understanding)**

One day two men ..... (was/were) working in the forest. They ..... (were/was) cutting a huge log of wood with a long saw. In the cut they put a wedge. They ..... (Stopped/stop) work to eat some food. Then they ..... (Went/go) to sleep. Some monkeys came to look at the men.

One baby monkey was very naughty. He ..... (Ran/run) towards the log. Then he ..... (jumped/jump) on to the top of the log. His mother ..... (shout/shouted), "Come down. It's dangerous!" But he did not listen. He ..... (pull/pulled) the wedge. His tail caught in the log.

**Question 53 - Write the past tense of the verbs given in brackets.****(Understanding)**

Yesterday I went to the park. Many people ..... (walk) in the park. Some boys ..... (run) in the park. Some girls ..... (play) there. Some people ..... (sit) on the green grass. Some women ..... (talk) in the park. A gardner ..... (water) the plants. After sometime I returned home.

**Question 54 - Put correct 'wh-word (where, what, why, when)' in the blanks and complete the discussion****(Application)**

- a. .... do you live? I live in Jaipur.
- b. .... have you lost? I have lost my little puppy.
- c. .... else in there in his family? His wife and a son.
- d. .... is he coming back? After a week.
- e. .... is your neighbour now? He is out of station.

**Question 55 - Read the answer and frame question.****(Understanding)**

- a) ..... (Where)  
The monkey is on the tree.
- b) ..... (What)  
They are girrafes.
- c) ..... (Who)  
She is Shayam's mother.
- d) ..... (When)  
I go to school at 7'o clock.



**Question 56 - Match the words with their opposites**

**(Remembering)**

**A**

quiet

happy

small

brave

hood

forget

won

**B**

big

noisy

sad

bad

coward

lost

remember

**Question 57 - Write the opposite of the bracketed word in the blank spaces.**

**(Remembering)**

- (i) I .....drink tea. (always)
- (ii) She ran very ..... (fast)
- (iii) He ..... the door (closed)
- (iv) There are ..... trees in our school. (Many)

**Question 58 - By changing the circled word to its opposites re-write these sentences. One has been done for you.**

**(Remembering)**

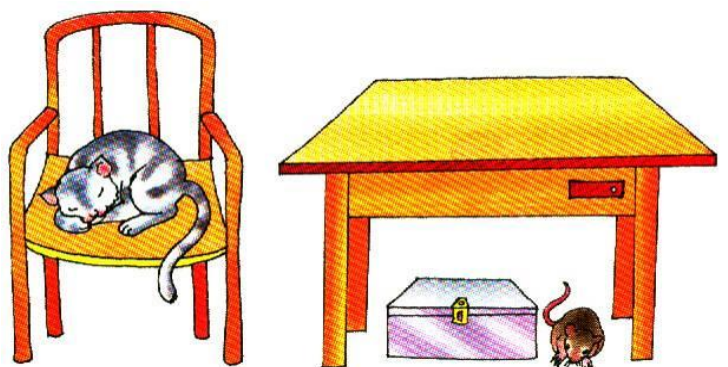
- 1. I carry a light bag to school every day.  
I carry a heavy bag to school every day.
- 2. Rina won the race.
- 3. I love you very much.
- 4. The glass of milk is full.
- 5. The old man is wise.

**Question 59 - Choose the words from box and complete the passage.**

**(Understanding)**

A mouse came out ..... its hole. It ran ..... the table and hid ..... a box. It saw the cat sleeping ..... the chair. The mouse tried to go ..... the box. Then it ran ..... its hole.

**to, in, on, behind, from, under**



**Question 60 –Look at the picture and tick on the correct option.**

**(Understanding)**



- a) The bus is going (behind, from) the car.
- b) The bird is flying (above, under) the clouds.
- c) The girl is walking (from, to) the school.
- d) The crow is (on, above) the cow.
- e) The parrot is (in, on) the cage.

**Question 61- Join sentence using and, but, because.**

**(Understanding)**

- a) I like mango. I do not like apple.
- b) Priya is sleeping. Heema is reading.
- c) I am reading. I have test tomorrow.
- d) I like maths. I like science.

### Listening with Understanding

#### Understand and respond to given instructions/questions

**Question 1 - The teacher will invite the students one by one and ask them to follow the below instructions. (teacher can use a story to initiate the discussion) (Understanding)**

- a) Tell the name of chapter 8/9..... in your English textbook?
- b) Go outside of the classroom and bring a chair/leaf etc.
- c) Help your friend to learn new word from the text
- d) Did you do your homework?
- e) Why did you not do your homework?
- f) Open page number ....., and read a second paragraph.
- g) Write your name on the blackboard in capital letters.
- h) How do you come to school?
- i) Could you please fold this mat and keep it aside?
- j) Would you like to answer... (name)?
- k) Who would like to read?
- l) Listen to the words carefully and tell whether they can fly or not:  
parrot cow pigeon dog peacock buffalo goat crow etc.
- m) What is the time now?

#### Identify different sounds of vowel and consonant

**Question 2 - Listen to the words and spell them orally. (Understanding and Analysis)**

<i>Knit</i>	<i>Neat</i>
<i>Nice</i>	<i>Niece</i>
<i>Were</i>	<i>Where</i>
<i>Ship</i>	<i>Sheep</i>
<i>Pull</i>	<i>Pool</i>
<i>Push</i>	<i>Bush</i>
<i>Plus</i>	<i>Blush</i>

**Question 3 - Teacher will dictate words and ask them to speak the rhyming words for the same.**

**(Understanding and Analysis)**

Seat....., five....., bread....., train..... bill.....

**Question 4 – Listen to the word and select one rhyming word for the sentence given below.**

**(Understanding)**

- a) There is **light** at ..... (night/ kite)
- b) You can take **rest** after the ..... (test/ pet)
- c) Do not **play** with wet ..... (clay/day)
- d) The cricket **ground** is ..... (blue/round)

**Listen attentively to teacher /peer and understand what is being spoken/read. (rhymes, stories, poem)**

**Question 5 -Listen to the story and answer simple questions.**

**(Understanding)**

Once there was a traveller who came to a small village, tired from his long journey. He did not have anything to eat. He hoped that a friendly villager would give him something to eat. He came to the first house and knocked on the door. A woman opened the door. He asked her if she could spare a small bit of food as he was very hungry.

- a) Why did the traveller go from one door to another?
- b) Who opened the door?
- c) Who was hungry and tired?

**Question 6 - Listen to the poem and answer simple questions.**

**(Remembering & Understanding)**

I have a brother.

His name is Jitendra.

People think we are alike.

But I'm the opposite of him.

He likes to read books

And I like to play ball.

His favorite season is winter

And mine is fall.

He loves anything sour.

I love anything sweet.

His room is nice and tidy.

Mine's not always neat.

- a) What are some words that rhyme with the word 'ball'?
- b) What are some words that rhyme with the word 'sweet'?
- c) What is the same about the brothers?

**Note: Teacher can ask these types of questions in reading with comprehension also.**

## Speaking with confidence

Answer simple question based on the picture/ text

**Question 7 - Look at the picture and answer the question.**

**(Understanding)**

a) Whose birthday it is?

.....

b) Where is the monkey?


.....

c) Who is playing drums?

.....

d) How many animals are there in birthday party?

.....



**Question 8 - The teacher will read the story to class and students answer the question related to the story.**

**(Understanding)**

One dark night three frogs sat at the side of a pool. The sky was cloudy. Then the moon rose and the clouds went away. The three happy frogs played in the moon light. Suddenly one of the frogs heard a splash. 'Look, my friends! he shouted, the poor old moon has fallen in to the water!'

(a) Where were the frogs playing?

(b) What did the frogs see in the pond?

**Recite poems using actions and expressions**

**Question 9 - Teacher can ask students to sing any poem with expressions and actions that have been previously done in the classrooms. (Appropriate to the level of the class / taught by the teacher).**

**(Remembering)**

**Note: Teacher can also refer to the questions mentioned in module 1.**

**Talk on given picture/topic**

**Note: Teacher may use pictures from textbook or any other source**

**Question 10 - Look at the picture and narrate using the following words in present tense (4 to 5 sentence)**

**(Creation)**



**Question 11 - The students will speak on a given topic using sentences (ensuring that the sentences are not too simple but based on the structures taught in the class) (Application)**

- a) Fair that I attended
- b) Your favourite subject
- c) Process of making rice/rabri/ daal bati
- d) Rules of game( kho- kho, kabaddi, satoliya)

### **Narrate a story**





**Question 12 - Teacher will need story flash cards or words. Put the cards face down on the desk in the center. A student who starts, draws the first card and says the first sentence, the next student draws the card and says the second sentence etc. (Creation)**

Students tell a story, using only one sentence each with one word at a time, trying to make a story go smooth. (You may ask them to use a certain pattern, or may let it go free).

**Question 13 - Teacher will tell any story from the text book or out of the text book and ask students to retell the story in their own words. (Remembering)**

**Question 14 - Ask students to create a story using the picture given below and present in class.**

**(Creation)**



### **Reading with comprehension**

#### **Read aloud with correct pronunciation**

**Question 15 - Read the following words with correct pronunciation.**

**(Remembering)**

Cruel hurt gently pleasure pretty environment protect

**Note: Teacher can refer to the activities mentioned in module 1**

**Question 16 - Read the following passage carefully and answer the questions that follow.**

**(Understanding)**

The Taj Mahal is situated on the banks of the river Yamuna in Agra. It is one of the most beautiful and famous buildings of the world. Shahjahan build it in the memory of his queen Mumtaz. Shahjahan was one of the greatest of the Mughal emperors. He was the son of Jahangir. He loved Mumtaz very much. But unfortunately she died early. The emperor became very sad. He built a beautiful tomb over her grave. Many people go to Agra to visit beautiful forts. Mohan too went to Agra last summer to see the Taj. He went by train with his whole family. He enjoyed a lot.

(i) Who was Shahjahan's Wife?

(a) Jahangir (b) Mumtaz (c) Nawab ( )

(ii) Why did Shahjahan build the Taj Mahal ?

(iii) Where is the Taj Mahal; situated?

(iv) When did Mohan go to Agra ? Why did he go there ?

(v) Which in the most beautiful building in the world ?

**Question 17 - Read the passage and answer the question.**

**(Understanding)**

One dark night three frogs sat at the side of a pool. The sky was cloudy. Then the moon rose and the clouds went away. The three happy frogs played in the moon light. Suddenly one of the frogs heard a splash. 'Look, my friends! he shouted, the poor old moon has fallen in to the water!'

The frogs could see the moon floating on the water ' Let us pull him out and put him back in the sky', cried one. They jumped into the water and pulled and pulled. But they could not pull the moon out. They went to Mr. Spider. Please help us, Mr. Spider! they shouted. The spider made a strong web and they put it under the moon. But they could not pull it out.

(a) Where were the frogs playing?

(b) What did the frogs see in the pond?

(c) Why did the frog fail to pull the moon out?

(d) Which sentence is true and which is false?

(a) They saw the moon floating on the water. ( )

(b) They could pull the moon out. ( )

(c) Three frog sat in the river. ( )

(d) The spider helped the frogs. ( )

**Question 18 - Read the poem carefully and answer the questions that follow.**

**(Understanding)**

At the base of the hills,  
Banks of the river,  
A beautiful scene,  
This is my village.

Far from crowds,  
Far from noise  
A peaceful place,  
This is my village.

- (a) Where is the village situated?
- (b) What is the meaning of word peaceful?
- (c) Why is the village peaceful?
- (d) List natural things in the village from the poem?

**Question 19 - Read the given passage and write answer of the following questions.**

**(Understanding)**

Looking around, mother said, "It's so true. often we get the best tasting dishes, in the most unexpected of places. This is one such place." The waiter came to our table. He brought our food on a tray. Our order of parathas came with butter and curd. They were thick and well done. The coriander, green chillies and onions made the aloo filling tasty. One paratha was enough for lunch. We ate the food very quickly and quietly. Next followed the chhaachh. After this, we were ready for the journey. We hurried back to the bus, feeling very happy and full.

- (i) What did the waiter bring for lunch?
- (ii) Why did they want to eat food quickly?
- (iii) Write opposites for the following words.

- a. happy .....
- b. Empty .....
- c. Loudly .....


- (iv) Write Hindi meanings for given words.

- a. Coriander .....
- b. Journey .....
- c. Lunch .....
- d. Tasty .....



Question 20 - Rearrange the sentences with the help of picture.

(Understanding)



- |     |                           |         |
|-----|---------------------------|---------|
| (a) | Madan is climbing a tree  | (     ) |
| (b) | Madan is carrying a saw   | (     ) |
| (c) | Mr Gupta is helping Madan | (     ) |
| (d) | Madan is falling          | (     ) |
| (e) | Mr Gupta is running       | (     ) |
| (f) | Madan is cutting a branch | (     ) |

Question 21 - Read the following sentences and number them in order to form a story. (Analysis)

- |     |  |         |
|-----|--|---------|
| (a) | The trees give lots of mangoes and the boys are happy. | (     ) |
| (b) | Two boys are sitting on the wall.                      | (     ) |
| (c) | They jump down and start plucking the mangoes.         | (     ) |
| (d) | The plants grow and become trees.                      | (     ) |
| (e) | They put the mangoes into a basket.                    | (     ) |
| (f) | The farmer catches them.                               | (     ) |
| (g) | They look over the wall and see a mango tree.          | (     ) |
| (h) | The farmer gives them both a plant each.               | (     ) |

Question 22 - Number the sentences to put them in correct order.

(Analysis)

### Making Fruit Chaat

- |     |   |         |
|-----|---|---------|
| (a) | Cut the apple and bananas in to small pieces.                               | (     ) |
| (b) | Wash the grapes.  | (     ) |
| (c) | Mix the banana pieces, apple pieces, grapes and the chaat masala in a bowl. | (     ) |
| (d) | Peel the bananas and wash an apple.   | (     ) |
| (e) | Your fruit chaat is now ready. Enjoy it.                                    | (     ) |

**(Evaluation)**

- (Understanding)**

- 

**(Understanding)**


- (Understanding)**

- 118

**Question 27 - Complete the puzzle with help of the hints given below.**

**(Understanding)**

- (i) I have yellow skin and long shape.
- (ii) I am red coloured sweet fruit and healthy for you.
- (iii) We have green cover and live in group.
- (iv) I am orange.
- (v) My colour is purple and I have a green crown on my head.
- (vi) I am small, green and hang in a bunch.
- (vii) I am so fat and round shape.
- (viii) King of fruits.
- (ix) You get tears in your eyes when you cut me.



**Question 28 - Find the word in puzzle for sentence given below.**

**(Understanding)**

- a) A woman who looks after us is our .....
- b) The planet we live on is our .....
- c) A large gathering of people at a place .....
- d) The either side of a river .....


m	o	t	h	e	r
r	e	J	n	z	k
p	a	m	o	l	b
c	r	o	w	d	a
q	t	a	b	z	n
s	h	T	v	w	k

## Writing

Write a paragraph on the basis of given clues

Question 29 - Look at the picture and write few sentences about it using the words.

(Creation)



playing, she, they, flying, riding, garden, he, enjoying, ball

Question 30 - Look at the picture and write a story.

(Creation)



Enjoying      gifts      playing      birthday party      happy

Question 31 - Write 5-6 sentences about how we use water every day with the help of following words.

(Application)

Use, water, drinking, cooking , washing , bathing, watering plants, growing vegetables

**Question 32 - Write a paragraph on given topic. Use words in the help box.**

**(Creation)**

**mother, market, shops, buy, fruits, vegetables, clothes, eat, night, come, go**

**VISIT TO MARKET**

**Question 33 - Rewrite these sentences using capital letters, fullstops, question mark, comma wherever required.**

**(Understanding)**

- (a) i have lost my pen pencil and eraser
- (b) father bought mangoes apples grapes and bananas from the market today morning
- (c) where they have gone
- (d) we will purchase new clothes tomorrow

**Question 34 - Rearrange the sentences.**

**(Understanding)**

- (i) Sunny day / is / very / it /a

.....

- (ii) the / was / going / family / where?

.....

- (iii) not / take / did / i / tea.

.....

- (iv) tell / can / you / a / story?

.....

- (v) has / lot / a / He / of / milk.

.....

**Take dictation (with reference context)**

**Question 35 - Teacher dictate simple sentences and students write.**

**(Understanding)**

There is a bird's nest in that big bush, over there. Jaya took the bird out of the nest and gave it to me.

**Question 36 - Teacher dictates simple sentences and students write.**

**(Understanding)**

The door is open but the window is closed.

The glass is full but the cup is empty.

We should sleep on a hard bed rather than a soft.

**Question 37 - Write the process of making (preparing) tea**

**(Application)**

- Take two cups of water in a vessel.
- .....
- .....
- .....
- .....
- .....
- .....

*You will require the following things: water, tea leaves, sugar, milk.*

**Question 38 – Write 4-5 sentences on any fair you have visited. You can use the hint questions given below.**

**(Creation)**

- (a) How did you go?
- (b) With whom did you go?
- (c) What did you see there?
- (d) What did you do?

**Functional Grammar**

**Question 39 - Fill in the blanks with the past tense from of the verb in brackets.**

**(Understanding)**

Last Sunday, Rahul..... (decide) to wash his bike. His daughter priya ..... (offer) to help him. He ..... (ask) her to bring a soft cloth to wipe the bike. Then he ..... (fill) a bucket with water. Just then Rahul ..... (call) out to him, 'your friend Mukesh is here. He wants to talk to you.' Mr. Rahul ..... (do not) wash the bike last sunday.

**Question 40 - Fill in the blanks with the words in the brackets using 'ly'.**

**(Understanding)**

- (a) It rained ..... this morning. (heavy)
- (b) Mrs. Singh spoke ..... (loud)
- (c) They walked ..... across the hall. (silent)



**Question 41 - Read the sentences and write the opposite of underline words.**

**(Understanding)**

- (i) He bought a basket of mangoes. (.....)
- (ii) The pot of lemons was very light. (.....)
- (iii) I punished a thief last night. (.....)
- (iv) The homework is very hard. (.....)


**Question 42- Write the plural of words given below.**

**(Remembering)**

- a) Potato
- b) Girl
- c) Bus
- d) City

**Question 43- Look at the picture and write simple sentence using prepositions. (Understanding)**

**Example: Cat number 1 is under the car.**



**Question 44- Fill in the blanks choosing appropriate word.**

**(Understanding)**

- a) Pooja and Meena.....(went/will go) to school tomorrow.
- b) My sister .....(spoke/speaks) for the first time yesterday!
- c) They .....(talk/talked) on the phone for three hours last night.
- d) The teacher.....(read/is reading) to her students right now.

**Question 45- Rewrite the sentences as per the indications given in the bracket. (Understanding)**

a) Hemant was playing in the garden. (Affirmative)

.....(Negative)

.....(Interrogative)

b) Kishan was dancing in the class. (Affirmative)

.....(Negative)

.....(Interrogative)